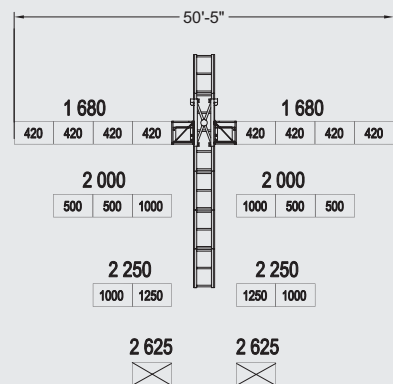
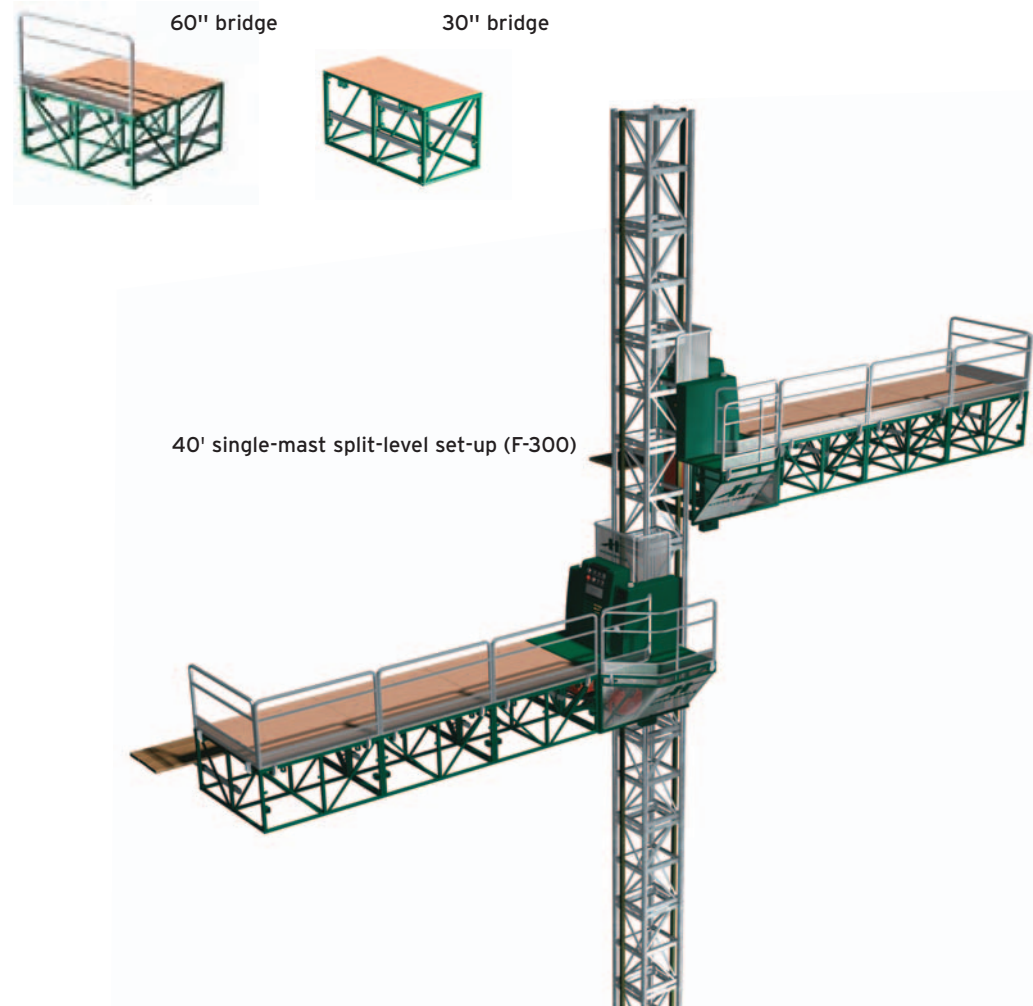


Bridge extensions

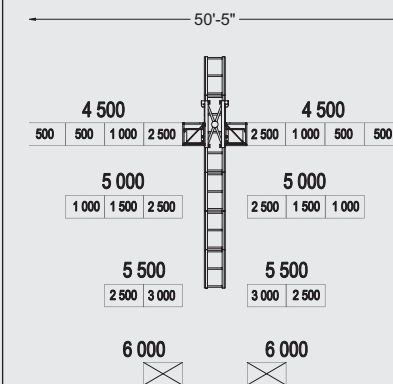
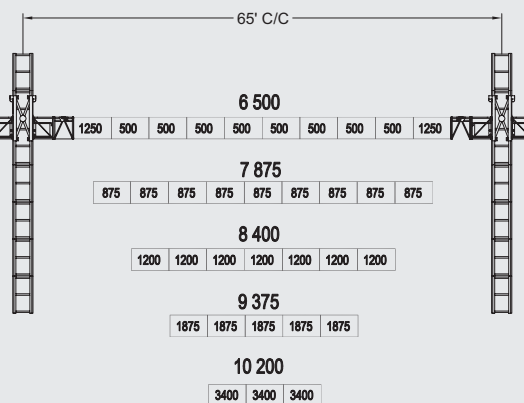
The F-Series bridge extensions can extend deck from 5' to 7' in width, giving more space for workers to circulate around the set-up (available for 60" and 30" bridge).



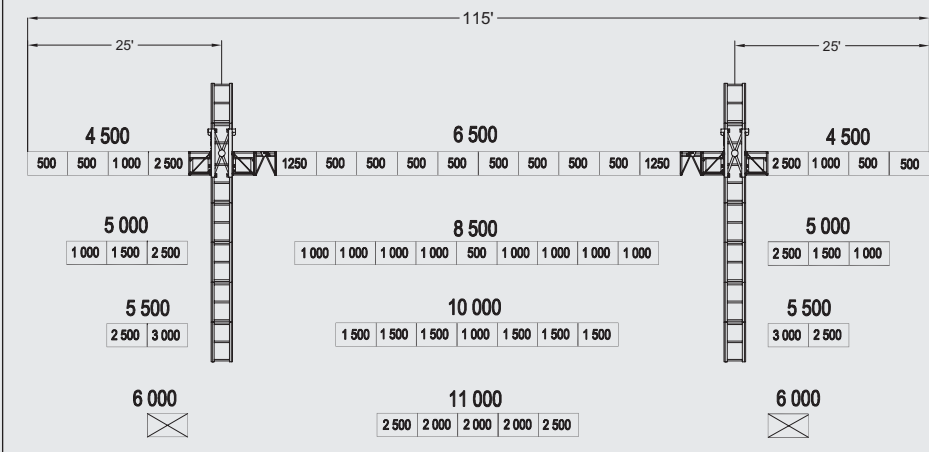
	Dimensions	Weight
60" bridge	60" x 62" x 36" (152 cm x 157 cm x 91 cm)	380 lb. (172 kg)
60" bridge extension	30" x 60" x 5" (76 cm x 152 cm x 13 cm)	50 lb. (23 kg)
30" bridge	30" x 62" x 36" (76 cm x 157 cm x 91 cm)	190 lb. (86 kg)
30" bridge extension	30" x 30" x 5" (76 cm x 76 cm x 13 cm)	28 lb. (13 kg)
Swivel bridge	53" x 61" x 42" (135 cm x 155 cm x 107 cm)	205 lb. (93 kg)
Corner bridge	65" x 80" x 37" (165 cm x 203 cm x 94 cm)	810 lb. (367 kg)



Weights		Weights	
420 lb.	190 kg	2,250 lb.	1,020 kg
500 lb.	227 kg	2,625 lb.	1,190 kg
875 lb.	397 kg	3,400 lb.	1,542 kg
1,000 lb.	454 kg	6,500 lb.	2,948 kg
1,200 lb.	544 kg	7,875 lb.	3,572 kg
1,250 lb.	567 kg	8,400 lb.	3,810 kg
1,680 lb.	762 kg	9,375 lb.	4,252 kg
1,875 lb.	850 kg	10,200 lb.	4,627 kg
2,000 lb.	907 kg		



Weights		Weights	
500 lb.	227 kg	5,000 lb.	2,273 kg
1,000 lb.	454 kg	5,500 lb.	2,500 kg
1,250 lb.	567 kg	6,000 lb.	2,727 kg
1,500 lb.	682 kg	6,500 lb.	2,953 kg
2,000 lb.	907 kg	8,500 lb.	3,867 kg
2,500 lb.	1,136 kg	10,000 lb.	4,547 kg
3,000 lb.	1,364 kg	11,000 lb.	5,001 kg
4,000 lb.	1,818 kg	12,000 lb.	5,454 kg
4,500 lb.	2,045 kg		



F100

Dimensions + Weight

Platform dimension (transport)	On pedestal base with extensions W x L x H : 110" x 142" x 102" (279.4 cm x 360.7 x 259.1 cm)	On pedestal base with extensions W x L x H : 110" x 142" x 102" (279.4 cm x 360.7 x 259.1 cm)	On pedestal base with extensions W x L x H : 110" x 142" x 102" (279.4 cm x 360.7 x 259.1 cm)
Min./Max. platform length - single mast	10' x 5' (3 m x 1.5 m)	10' x 5' (3 m x 1.5 m)	10' / 50' (3 m / 15.2 m)
Min./Max. platform length - twin mast	35' / 115' (10.6 m / 35 m)	35' / 115' (10.6 m / 35 m)	35' / 115' (10.6 m / 35 m)
Maximum load capacity - single mast (excluding persons and equipment)	3,350 lb. at 50' (1,520 kg at 15.2 m)	9,000 lb. at 50' (4,082 kg at 15.2 m)	9,000 lb. at 50' (4,082 kg at 15.2 m)
Maximum load capacity - twin mast (excluding persons and equipment)	5,000 lb. at 115' (2,268 kg at 35 m)	15,500 lb. at 115' (7,031 kg at 35 m)	15,500 lb. at 115' (7,031 kg at 35 m)
Maximum height	Up to 500' (152.4 m)	Up to 500' (152.4 m)	Up to 500' (152.4 m)
Tie distance	45' (13.7 m)	45' (13.7 m)	45' (13.7 m)
Free-standing single mast (on chassis base only)	45' (13.7 m)	45' (13.7 m)	45' (13.7 m)
Free-standing twin mast (on chassis base only)	45' (13.7 m)	45' (13.7 m)	45' (13.7 m)
Climbing speed	38' (11.6 m) per minute (Gasoline engine only)	19' (5.8 m) per minute	38' (11.6 m) per minute
Drive system (electric and hydraulic)	Rack and pinion drive	Rack and pinion drive	Rack and pinion drive
Power system (standard hydraulic model)	24 HP gasoline engine	24 HP gasoline engine	24 HP gasoline engine
Power system (optional electric model)	10 HP electric motor 460-480V 60 Hz	10 HP electric motor 460-480V 60 Hz	10 HP electric motor 460-480V 60 Hz
Safety device	Emergency descent Overspeed break	Gravity activated manual descent system Gravity activated	Gravity activated manual descent system Gravity activated
Platform weight	On pedestal base 6,050 lb. (2,744 kg)	On pedestal base 6,700 lb. (3,030 kg)	On pedestal base 8,400 lb. (3,810 kg)
Mast section	1 rack - 32" x 32" x 60" (81.3 cm x 81.3 cm x 152.4 cm) • 330 lb. (150 kg) per section	2 racks - 32" x 32" x 60" (81.3 cm x 81.3 cm x 152.4 cm) • 365 lb. (166 kg) per section	2 racks - 32" x 32" x 60" (81.3 cm x 81.3 cm x 152.4 cm) • 365 lb. (166 kg) per section

F200

Dimensions + Weight

F300

Dimensions + Weight

ELEVATING EFFICIENCY

High on safety

Hydro Mobile is committed to designing and manufacturing products that contribute to creating hazard-free work environments. It is the policy of the company to offer quality products that contribute to increased worker safety, security and longevity.



For more information on the F-Series or to locate your nearest distributor, call us now at:
1-888-484-9376
or visit our Web site:
www.hydro-mobile.com



ELEVATING EFFICIENCY

125, de l'Industrie
L'Assomption, Québec
Canada J5W 2T9
Phone: 450.589.8100
Toll free: 1.888.484.9376
Fax: 450.589.0370
hydro@hydro-mobile.com

Distributor:

Productivity

Safety systems are built into all Hydro Mobile platforms. This reduces the number of work-related injuries and loss of man-hours. Taken together, these factors mean contractors can feel much more confident about their ability to meet deadlines.

Safety

Hydro Mobile's platforms are so safe that workers don't even need to be tied with a lifeline on the work area.

Ergonomy

Skilled replacements are becoming increasingly hard to find. Given the design characteristics of the platforms, materials

can always be placed at a comfortable height for workers. This lessens the need for bending and lifting relatively heavy weights, which significantly reduces long term wear-and-tear.

Training


Our emphasis on training is one of the key factors in increasing our clients' efficiency. We even have a "mini-university" where our clients can come and get accustomed to using the platforms they have purchased even before the platforms have been delivered. And our after-sales service is unrivalled.

"Safety and productivity are major concerns in the construction industry. A Hydro Mobile platform is set up once from the ground. From there, workers are safe all the way up. Furthermore, workers are positioned at a comfortable level, making it easier to lift materials, thereby reducing physical effort. Better ergonomics translates into increased productivity. And Hydro Mobile work platforms have greatly simplified my life regarding OSHA inspections."

— Patrick W. Murphy
Sucato Builders, NY

Printed in Canada DEC05-3000E Sun Marketing & Communications Ltd.

© 2005 Hydro Mobile. All rights reserved. Hydro Mobile is registered trademark of Hydro Mobile Inc.



F300



ELEVATING EFFICIENCY

F THE HIGHLY ADAPTABLE work platform

SERIES

The **F-Series** is specifically designed for projects 100' in height and more. It can accommodate the needs of a wide variety of types of work: windows, EIFS, stucco, painting, and even bricklaying. What's more, trades can work on separate platforms at different heights. It's ideal for either new construction or restoration.

The F-Series features three models that offer different levels of performance to accommodate unique project needs and budget considerations. It can be configured as a single or twin mast, offering the possibility of independent platforms at different levels, and the ability to conform to an extensive range of building shapes. And it has the highest speed/load capacity ratio on the market. All of which contribute to an estimated 30% increase in productivity, due to greater labor efficiency and reduced set-up time.

HIGH SPEED
12,000 lb. load lifted at
38' per minute.




HIGH-TECH
New power train with integrated
overspeed break.



HIGH ON SAFETY
6" emergency stopping length with less
than 1G (safety gear patent pending).



HIGH EFFICIENCY
2 independent working levels
on one mast (**F-300**).



ELEVATING EFFICIENCY

Hydro Mobile designs and manufactures mast-climbing work platforms that integrate innovative structural, mechanical, ergonomic and safety features to increase productivity, facilitate project completion, reduce worker fatigue and considerably decrease the risk of injuries.

Hydro Mobile is also dedicated to providing training, client support and technical expertise to raise end-users proficiency with its products and help elevate efficiency at the work site.

Mobile chassis

The mobile chassis allows quick relocation and set-up of platforms on the work site. It also provides considerable support: platforms on the chassis can safely be built up to 45' in height freestanding.



F-SERIES

- New patented vertical traveling system allows more stability and more platform capacity
- New, simple and reliable emergency lowering device activated by gravity
- Highest speed/capacity ratio on the market
- Three-dimensional, modular configuration
- Three different levels of performance (F-100, F-200, F-300)
- Perfect for multi-trade uses

Power train


The F-Series features a patented power train, which makes it possible to have two independent platforms on one mast. Combined with its ample 5' work space (expandable to 7'), this means that a given trade can work at two different heights on the same project.

The F-100, F-200 and F-300 offer different levels of performance. See the comparison chart below for detailed information on key differences between each platform.

	F 100	F 200	F 300
6,000 lb. capacity	Std		
12,000 lb. capacity		Std	Std
38'/minute speed	Std		Std
19'/minute speed		Std	
Self-sufficient gas-powered hydraulic system	Std	Std	Std
Single-mast set-up	Std	Std	Std
Twin-mast set-up	Opt.	Opt.	Opt.
Electrical system	Opt.	Opt.	Opt.
Mobile chassis	Opt.	Opt.	Opt.
Two independent working platforms at different levels			Std

Weather protection

Our weather protection system is perfectly designed to keep workers comfortable in all kinds of weather. And it can even be used to protect against falling debris.




115' twin-mast set-up



Corner bridge

The corner bridge accessory allows the F-Series unit the flexibility to perfectly accommodate 90 degree angles.




Swivel bridge

The swivel bridge accessory that allows angles from 0 to 45 degrees gives the F-Series added flexibility to accommodate almost any building configuration, even round shapes.



Monorail

A monorail system is available that allows workers to slide loads along instead of having to carry them. Few parts and minimum hardware make for quick installation.



"We have been using Hydro Mobile's F-Series work platform since July 2004 when we acquired 3 units. We now own 22. The reasons I use the F-Series are speed, capacity, stability and flexibility. Being able to travel up and down almost any type of building with more weight and more men obviously translates into an increase in productivity. I would recommend the F-Series to anyone."

- **Jeffrey Nairn**

Project Manager
Southern Construction Services, Inc.

